



Lebanese Republic
Ministry of Public Health
National Mental Health Programme



embrace

NATIONAL LIFELINE

LEBANON'S NATIONAL EMOTIONAL SUPPORT
AND SUICIDE PREVENTION HELPLINE

in collaboration with the national mental health program at the ministry of public health

**MONTHLY LIFELINE
INDICATORS**

REPORTING PERIOD
February 2023

INTRODUCTION

The Lifeline is the national helpline in Lebanon for emotional support and suicide prevention. As part of its mission, and in collaboration with the National Mental Health Program of the Ministry of Public Health (MOPH), aggregate data related to the Lifeline is captured, analyzed and disseminated on a monthly basis and annually for a yearly snapshot. The data is meant to offer a snapshot of the characteristics of callers to the helpline.

METHODOLOGY

The National Lifeline's trained operators capture anonymous data through a secure computerized system. The non-identifiable data is then analyzed and reported on a monthly basis.

The numbers in this report are meant to offer a snapshot of the population that the National Lifeline serves. Please note that while that this information is recorded as accurately as possible, not all information may always be available. Unless otherwise indicated, the frequencies and percentages reported in this document represents the percentage of observations in a given category out of the total non-missing information. The metrics in this document can be considered representative of calls received during the reported time-period.

To cite this report: Lebanon's National Helpline (2023). Caller characteristics for February 2023.

www.embracelebanon.org



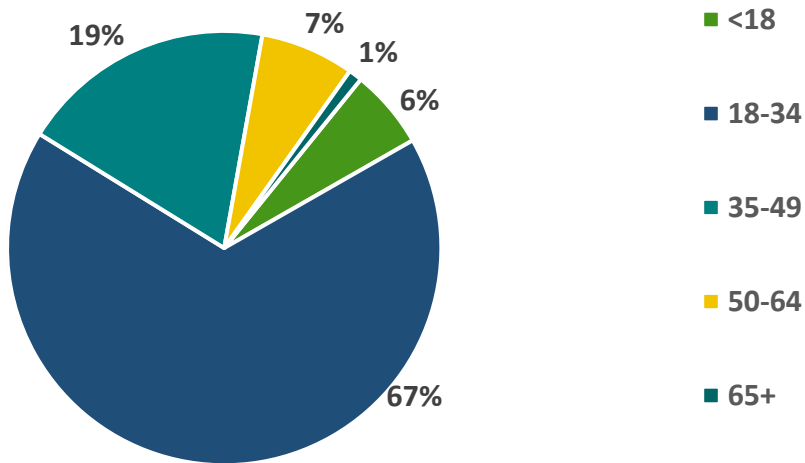
February 2023

TOTAL NUMBER OF CALLS WITH CAPTURED DATA

813

I. AGE OF CALLERS (n= 710)

MEAN AGE: 35



II. SEX OF CALLERS

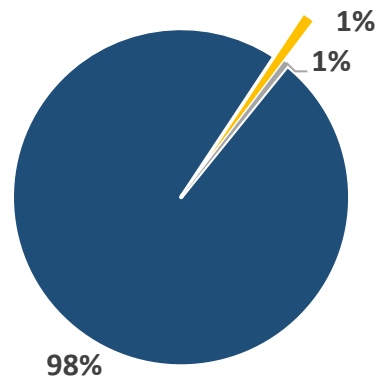


59%



41%

III. COUNTRY OF CALLERS



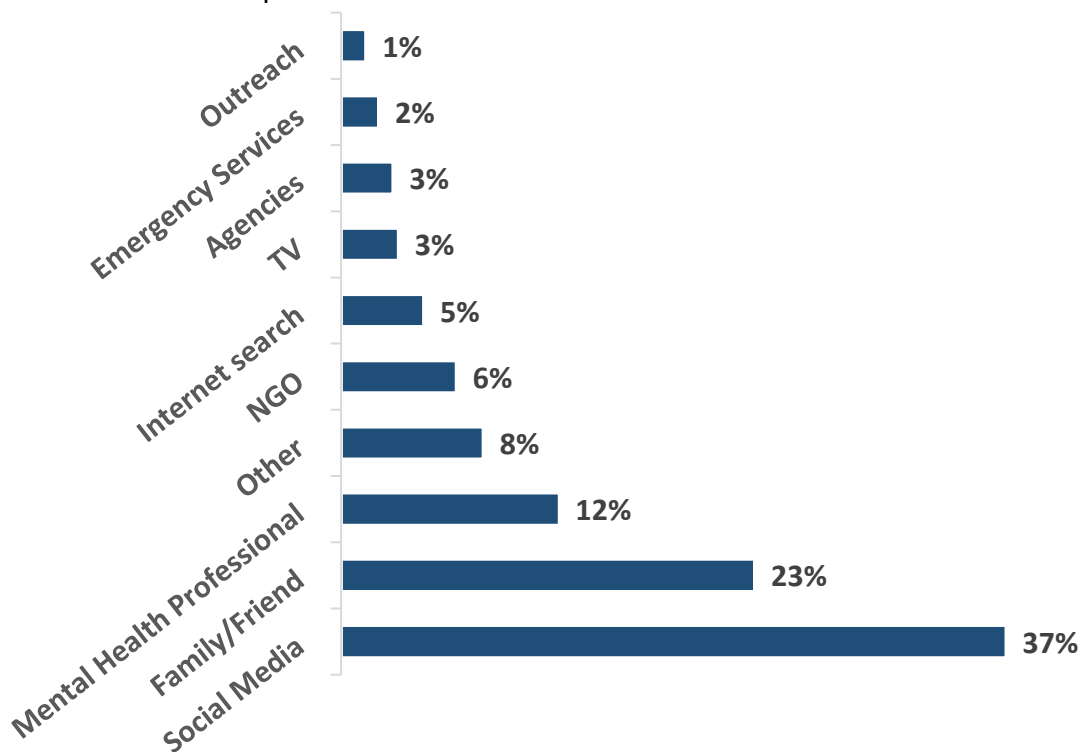
■ Lebanon ■ Not Reported ■ Other*

*Iraq, Romania, Turkey, USA

IV. HOW CALLERS HEARD ABOUT THE LIFELINE

***Note:** Percentages may not add up to 100% because each caller may have more than one status.

280 callers informed us of how they first learned about the National Lifeline. The below chart summarizes their responses.

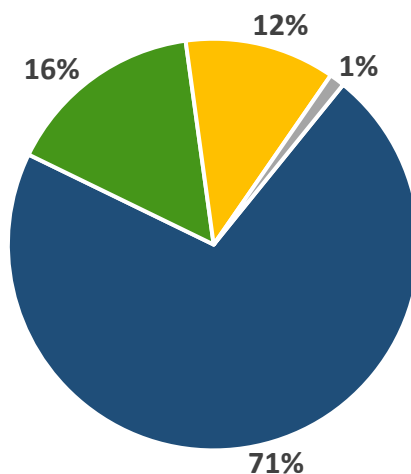


NATIONAL LIFELINE | MONTHLY REPORT | FEBRUARY 2023

V. SEXUAL ORIENTATION OF CALLERS

11% of calls received by the Embrace Lifeline come from self-identifying LGBTQI+ individuals.

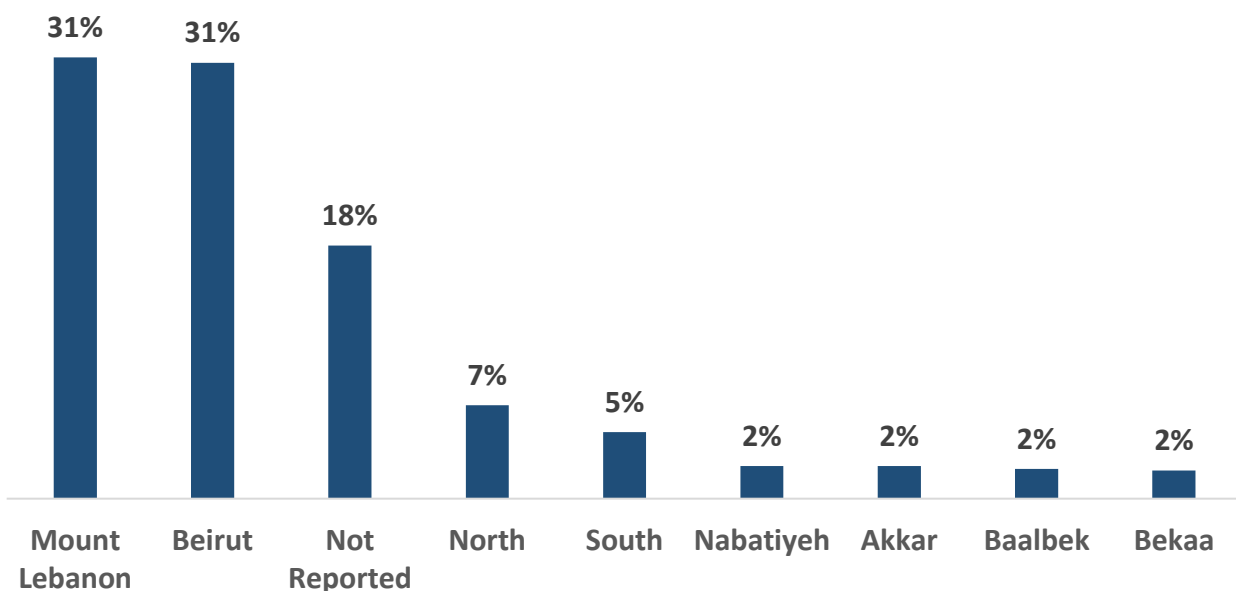
VI. NATIONALITY OF CALLERS



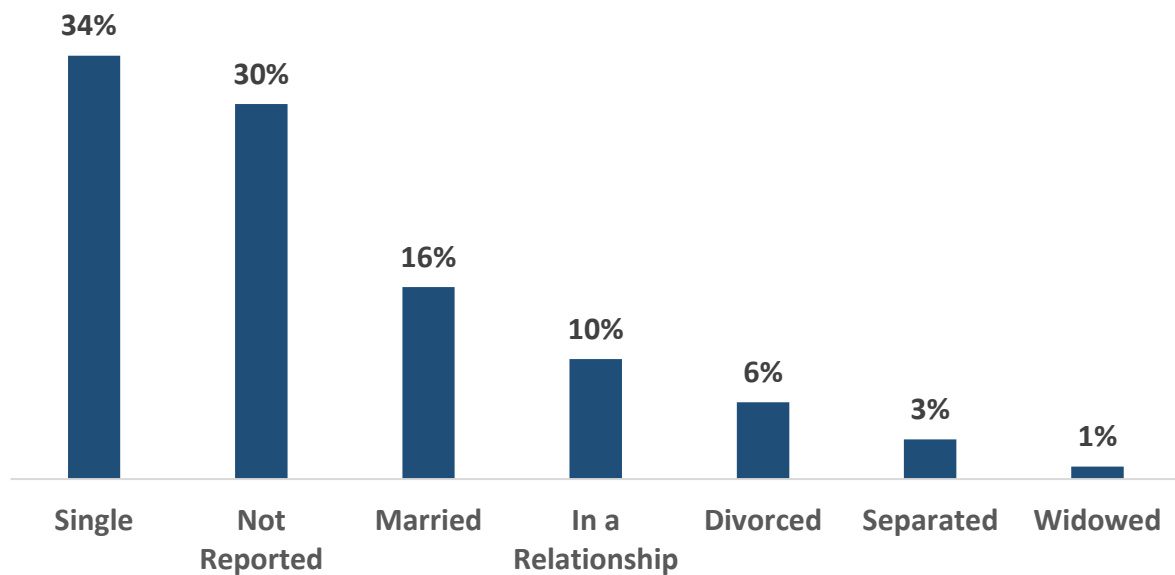
■ Lebanese ■ Not Reported ■ Syrian ■ Others*

*Australia, Bangladesh, Egypt, Ethiopia, Iraq, Jordan, Kenya, Palestine, Sri Lanka

VII. REGION OF RESIDENCE AMONG CALLERS FROM LEBANON

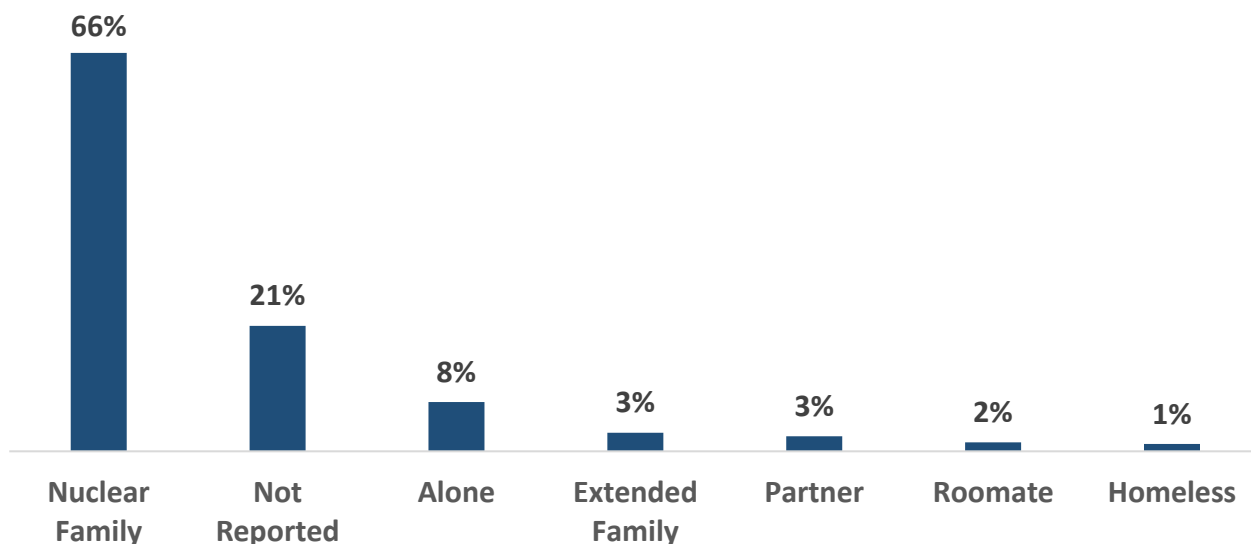


VIII. MARITAL STATUS OF CALLERS

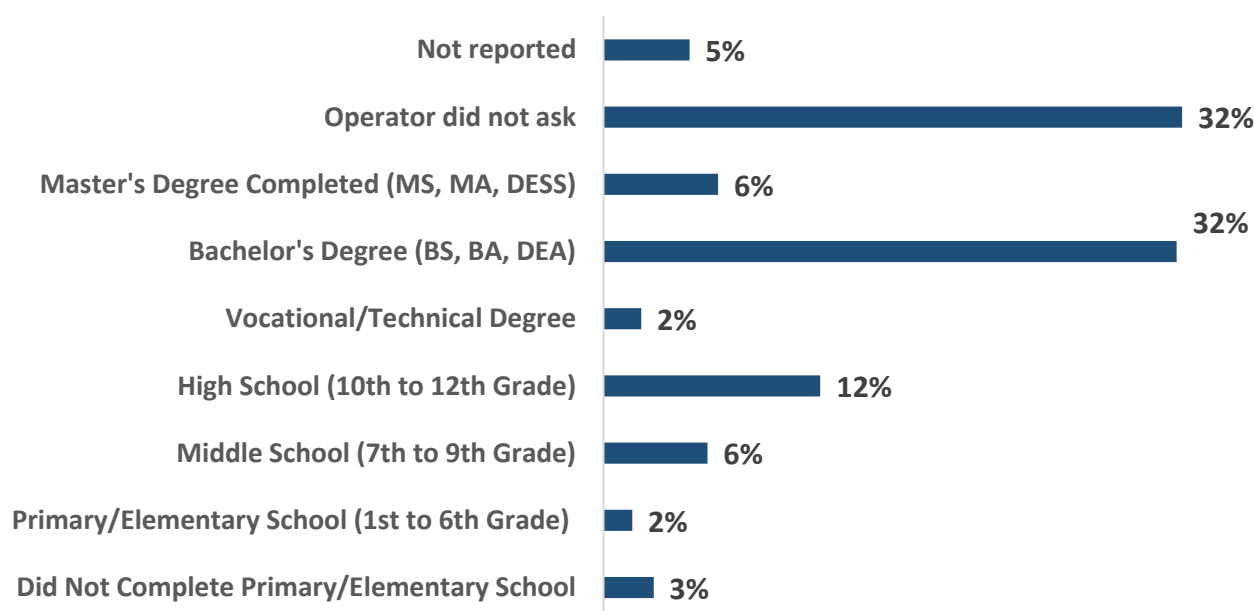


IX. CALLER LIVING WITH

***Note:** Percentages may not add up to 100% because each caller may endorse more than one living status.

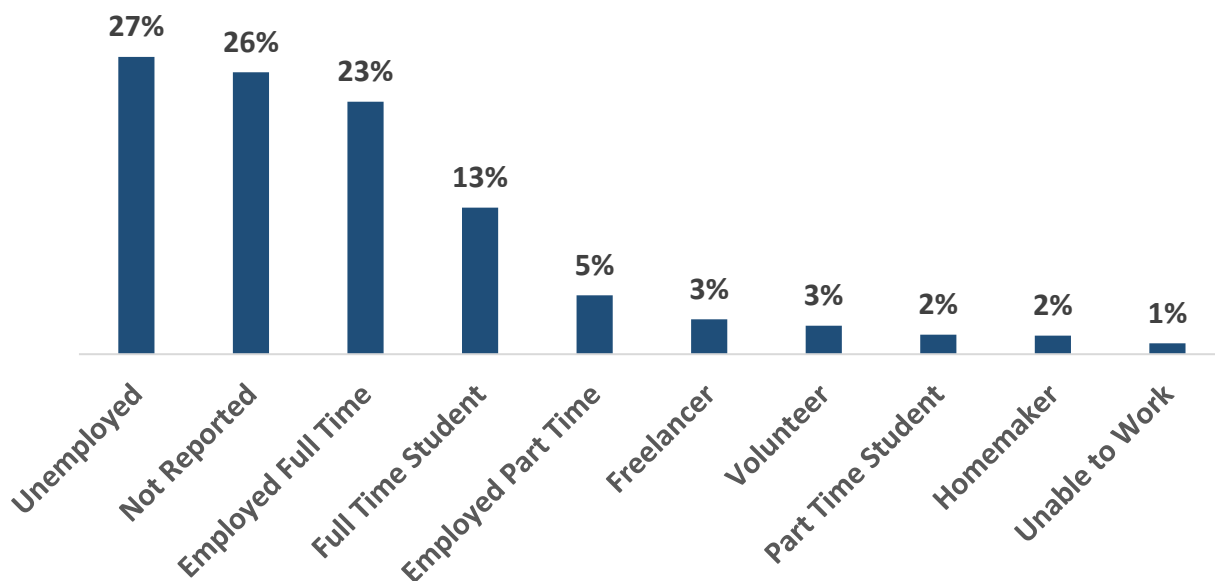


X. HIGHEST LEVEL OF EDUCATION OF CALLERS

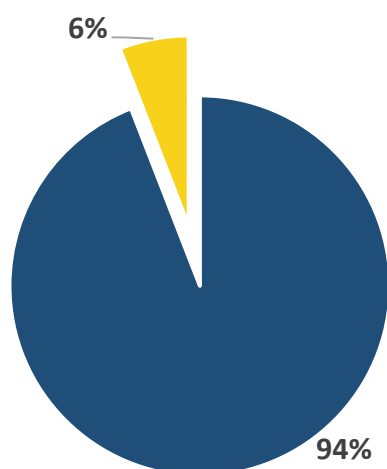


XI. EMPLOYMENT OF CALLERS

**Note: Percentages may not add up to 100% because each caller may have more than one status.*



XII. CHANGE IN LEVEL OF DISTRESS FROM BEGINNING TO END OF CALL



94% of calls with available data for this indicator (n=269) reported a **decrease in the level of distress** from the beginning of the call to the end of the call. **6%** of calls were from individuals whose **level of distress did not change** from the beginning to the end of the call.

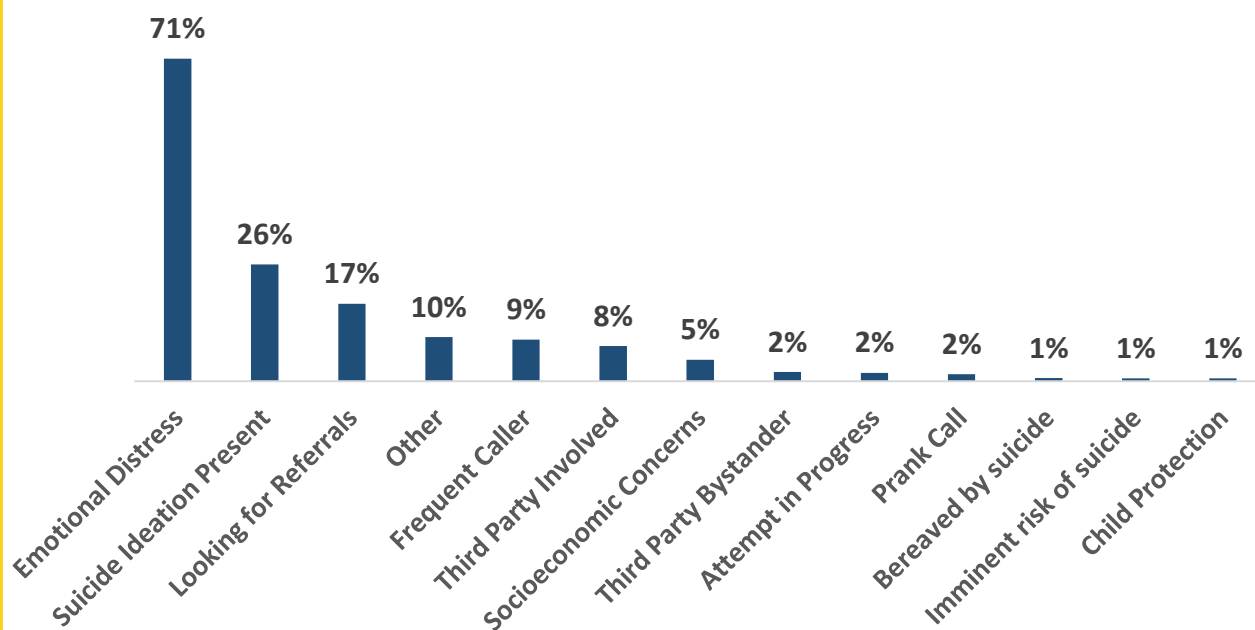
**Note: In some callers, the level of distress may continue to be high even after seeking support from an emotional support service such as the National Lifeline, as the intensity of their distress may be linked to stressors they are facing that may remain unresolved. The Lifeline will orient callers to available resources and services depending on their needs. When received, such services would decrease their psychological distress.*

XIII. CALLERS CURRENTLY SEEKING MENTAL HEALTH SERVICES

36% of calls with available data for this indicator (n=621) are from individuals who reported currently receiving *at least 1* mental health service.

XIV. TYPE OF CALL

***Note:** This indicator is assessed by the operator based on their conversation with the caller. Percentages may not add up to 100% because the caller can express more than one type of concern (e.g., a caller could express both socioeconomic concerns and emotional distress).



12% of the calls received in the month of February were related to the occurrence of earthquakes during that month. The majority expressed worries and concerns, and reported experiencing physical symptoms (dizziness, lack of balance, feeling like they are shaking ...).

XV. SUICIDE ATTEMPT ONGOING

2% of calls were from individuals who had a **suicide attempt** that was **ongoing** during the call.

XVI. ASSOCIATION BETWEEN THE CALLERS' CHARACTERISTICS AND TYPES OF CALL

In order to identify predictors associated with the most frequent types of call such as the “**Emotional Distress (ED)**” type and the “**Frequent Callers (FC)**” type respectively & the **callers' characteristics**, a bivariate analysis was conducted.

There were **significant associations** between:

- *Having a FC type of call and gender, marital status, governorate and seeking mental health (MH) services. FC were mostly males, single, living in Mount Lebanon and currently seeking MH services.*

To note that the below is a bivariate analysis. The founded associations can be confirmed using a multivariable analysis by taking the effects of third variables into consideration.

	Emotional Distress			Frequent Callers		
	Yes	No	P-value	Yes	No	P-value
Age	32.7±85.7	43±158	0.3	27.9±10.3	35.8±112.2	0.5
Gender			0.6			0.02
Male	229 (39.7)	101 (42.8)		41 (55.4)	289 (39.1)	
Female	347 (60.1)	135 (57.2)		33 (44.6)	449 (60.8)	
Intersex	1 (0.2)	0			1 (0.1)	
Marital Status			0.2			<0.001
Single	227 (49.1)	51 (48.6)		41 (77.4)	237 (46.1)	
Married	96 (20.8)	30 (28.6)		1 (1.9)	125 (24.3)	
Widowed/Divorced/Separated	73 (15.8)	11 (10.5)		10 (18.9)	74 (14.4)	
In a relationship	66 (14.3)	13 (12.4)		1 (1.9)	78 (15.2)	
Governorate			0.9			<0.001
Beirut	195 (37.9)	55 (35.9)		23 (31.1)	227 (38.3)	
Mount Lebanon	195 (37.9)	59 (38.6)		46 (62.2)	208 (35.1)	
South-Nabatieh	41 (8)	16 (10.5)		3 (4.1)	54 (9.1)	
North-Akkar	58 (11.3)	15 (9.8)		1 (1.4)	72 (12.1)	
Bekaa-Baalbek	25 (4.9)	8 (5.2)		1 (1.4)	32 (5.4)	
Education			0.6			0.2
Below University	164 (39.4)	34 (35.8)		20 (30.8)	178 (39.9)	
University Level	252 (60.6)	61 (64.2)		45 (69.2)	268 (60.1)	
Employment						
Unemployed	173 (35.7)	48 (40.3)	0.4	30 (46.2)	191 (35.5)	0.1
Employed Full Time	150 (31)	38 (31.9)	0.9	18 (27.7)	170 (31.6)	0.6
Student Full Time	89 (18.4)	20 (16.8)	0.7	11 (16.9)	98 (18.2)	0.9
Freelancer	21 (4.3)	5 (4.2)	1	1 (1.5)	25 (4.6)	0.3
Employed Part Time	39 (8.1)	5 (4.2)	0.2	6 (9.2)	38 (7.1)	0.5
Student Part Time	15 (3.1)	0	0.051	2 (3.1)	13 (2.4)	0.7
Volunteer	16 (3.3)	5 (4.2)	0.6	4 (6.2)	17 (3.2)	0.3
Currently Seeking MH Service						
	176 (35.8)	45 (34.6)	0.8	30 (65.2)	191 (33.2)	<0.001

All values are expressed as n(%), except for age which is expressed as Mean ± SD; SD, Standard deviation; MH, Mental Health.



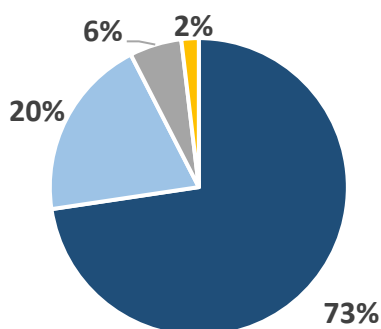
QUALITY ASSURANCE CALLS

TOTAL NUMBER OF ASSURANCE CALLS CONDUCTED

115

I. LEVEL OF SATISFACTION

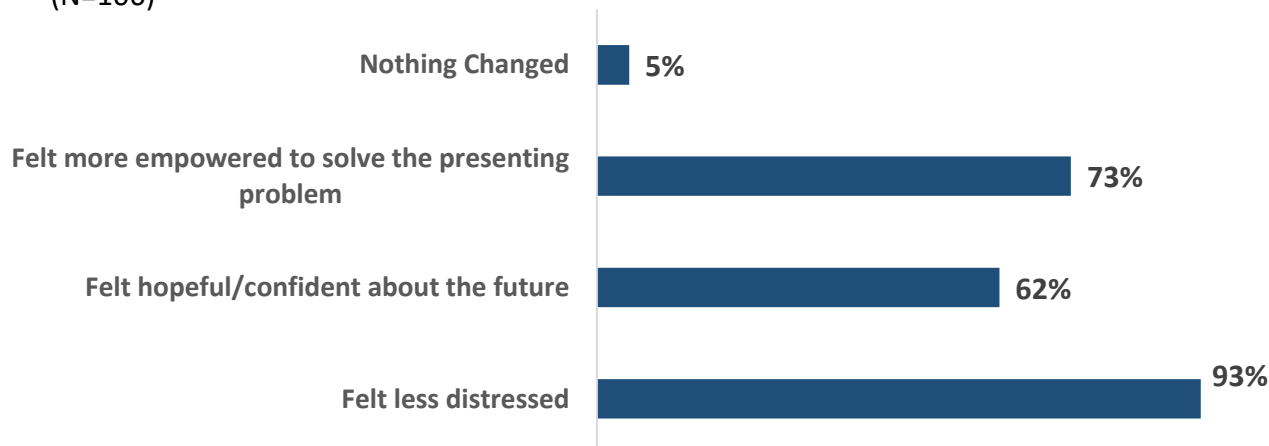
115 Quality assurance calls were conducted in February. **106** responded and agreed to participate. Beneficiaries were asked to rate their level of satisfaction with the services received during their initial call on a scale of 1 to 5 with higher numbers indicating greater satisfaction. Across all **106** callers, the average satisfaction rating was **4.61**.



■ Rating of 5 ■ Rating of 4 ■ Rating of 3 ■ Rating of 1

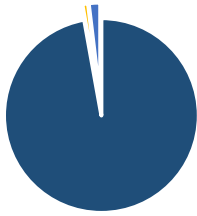
II. CALL OUTCOME

The below figure outlines caller-reported outcomes of their initial call to the Lifeline (N=106)



**Note: Callers contacting the National Lifeline may be experiencing chronic/physical or socioeconomic difficulties which cannot be improved by a call to the National Lifeline (Emotional Support and Suicide Prevention Hotline).*

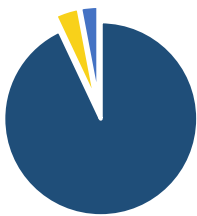
III. RECOMMEND



■ Yes ■ No ■ Maybe

97% of callers (n=106) reported that they would recommend the Lifeline to others in need of assistance.

IV. CALL BACK



■ Yes ■ No ■ Maybe

93% of callers with available data (n=99) reported that they would call the Lifeline again if they were experiencing emotional distress or thinking about suicide

Note: 7 out of the 106 callers were frequent callers and were asked slightly different questions than the regular callers. These 7 were asked if "their calls to the lifeline are helping them in acquiring skills that they can use daily when they experience any emotional distress or thinking about suicide" instead of "they would call back the Lifeline". All of the seven answered **yes** on this question.

IV. HELPFULNESS OF THE ORIENTATION TO OTHER SERVICES



■ Helpful ■ Not helpful ■ Not applicable

Note: not applicable is referred to either did not use the service yet or waiting for the agency's reply.

64 of the 106 callers were provided with referrals during their initial call to the Lifeline. **37%** reported that the service was helpful. **41%** reported that the service was not helpful due to issues related to the agencies themselves, location, budget, unavailable service, preferences of the caller or personal reasons. **22%** did not use the service yet due to various personal reasons.

X. SOCIAL WORK

The Lifeline social worker aims to orient and manage the cases of callers who call the **National Lifeline (1564)** and are in imminent suicide risk with supportive community resources when persons are in life threatening situations and are in need of resourcing. This is done through orientations to organizations providing mental health or other livelihood or protection services and case management services. The Lifeline social worker coordinates with other members of the Lifeline team including operators, lifeline supervisors and lifeline manager.

TOTAL NUMBER OF CONSULTATIONS*	34	TOTAL NUMBER OF ACTIVE CASES	10
1 st CONSULT#	11	FOLLOW UP**	23
TOTAL NUMBER OF CALLERS REFERRED TO LIFELINE SOCIAL WORKER		8	
TOTAL NUMBER OF CALLERS ENGAGED WITH		16	
TOTAL NUMBER OF CLOSED CASES		11	

*Total number of consultations: Refers to all social work consultations taking place between the Lifeline Mental Health Social Worker and the caller referred (may include more than 1 consultation per caller)

Total Number of Active Cases: Refers to the number of callers who are still being followed up by the Mental Health Social Worker

1st Consults: Refers to the number of cases contacted by the Mental Health Social Worker for the 1st consultation after being referred from the Lifeline.

**Follow up: Refers to the number of follow up consultations (out of the total consultations)

ZOOM IN ON FOLLOW UP CASES

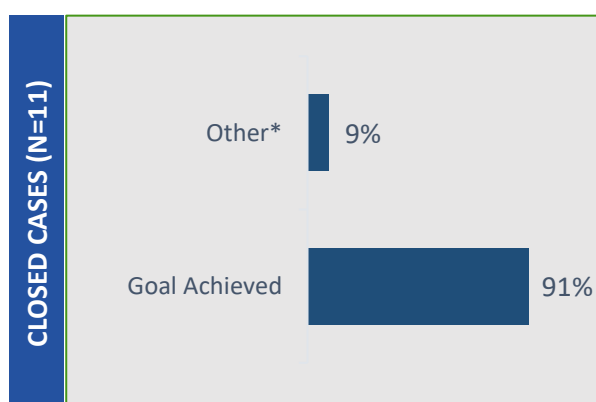
**Follow Up Consultations can be carried out with the callers directly or with the relevant party at a referred resource.

92% of follow up consultations were conducted with the **relevant party at the referred resource** (e.g., a case manager at a rehab facility).

4% of follow up consultations were conducted **directly with the callers** (or their parent/legal guardian where a minor was involved).

4% of follow up consultations received **no response** from the follow up party (either the caller or referred source).

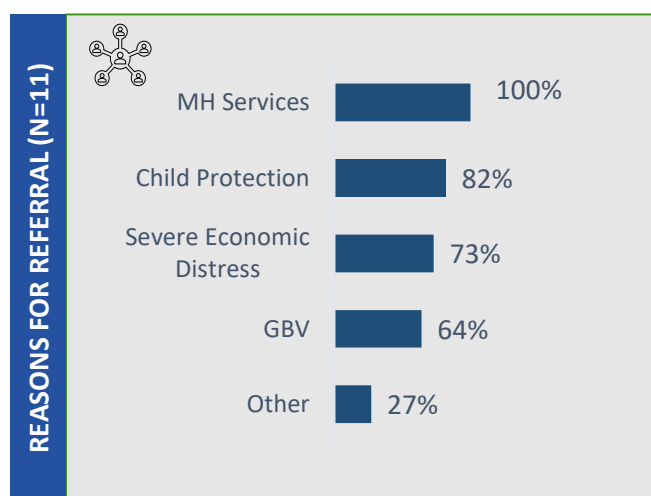
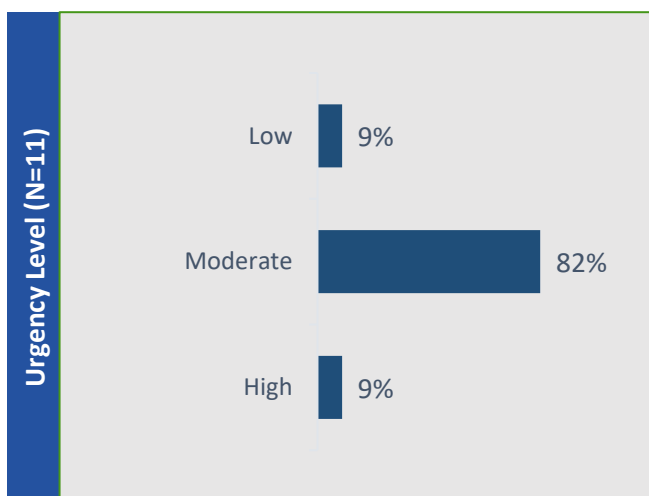
ZOOM IN ON CLOSED CASES



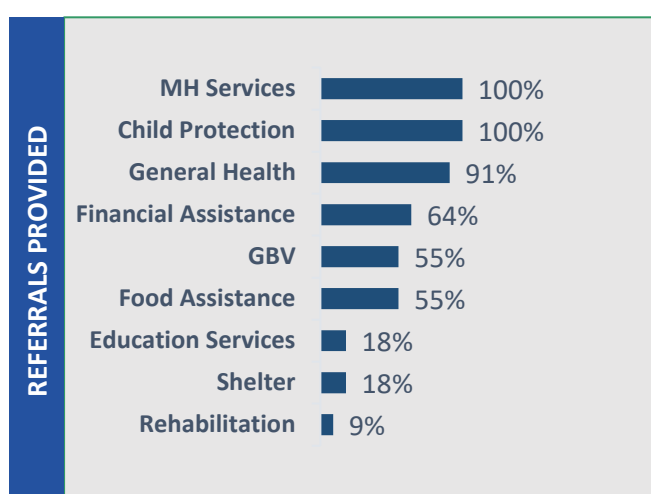
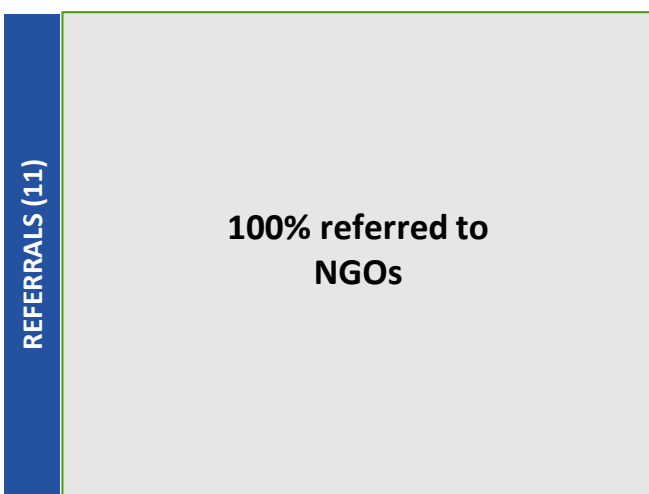
*Beneficiary unreachable/done all that is possible/referred to another source

X. SOCIAL WORK

ZOOM IN ON NEW CASES



***Note** that percentages for the bar charts may add up to more than 100% because the callers may be referred for several reasons; Abbreviations: MH = Mental Health, GBV= Gender Based violence.



***Note** that percentages for the above bar chart may add up to more than 100% because multiple types of referrals can be provided; Abbreviations: MH = Mental Health, NGO = Non-Governmental Organization, GBV= Gender Based violence.

CALLERS DEMOGRAPHICS

TOTAL NUMBER OF CALLERS ENGAGED WITH **16**

The below charts present the demographics of **all** callers the social worker engaged with. This includes new cases and follow ups on other cases active from previous months. **Note:** the total number of callers engaged with under the geographical location indicator is 15 instead of 16 as one of the callers was residing in Turkey.

